



Collins

Easy Learning

Handwriting practice

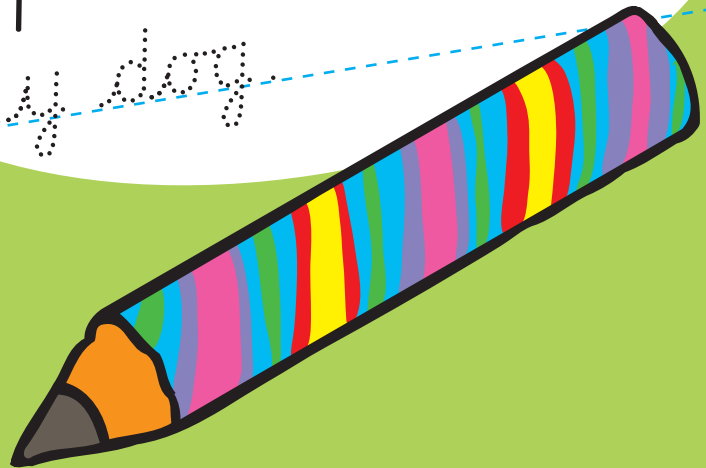
Age
7-9

Key
skills

Fun
activities

Parents'
tips

The quick brown fox
jumps over the
lazy dog.



Handwriting
practice

How to use this book

- Find a quiet, comfortable place to work, away from other distractions.
- Help with reading instructions to ensure that your child understands what to do.
- Encourage your child to check their handwriting as they complete each activity. Discuss with your child what they have learnt.
- Let your child return to their favourite pages once they have been completed, to talk about the activities.
- Reward your child with plenty of praise and encouragement.
- Please note that some schools use different handwriting styles from this book. Check which style your child's school uses.

Supporting left-handed writers

- Position paper slightly to the left and tilt it clockwise.
- Help your child to rest their pencil in the 'V' between their thumb and index finger; their fingers should be between one and two centimetres away from the pencil point.
- Some left-handed children prefer a slightly higher seat.
- Check with your child's school to find out how they teach letter formation; some of the strokes will be made in the opposite direction to right-handed writers.

Published by Collins
An imprint of HarperCollinsPublishers
77–85 Fulham Palace Road
Hammersmith
London
W6 8JB

Browse the complete Collins catalogue at
www.collinseducation.com

First published in 2011
© HarperCollinsPublishers 2011

10 9 8 7 6 5 4 3 2 1
ISBN-13 978-0-00-733803-0

The author asserts the moral right to be identified as the author of this work.


All rights reserved. No part of this publication may be reproduced, stored in a retrieval system, or transmitted in any form or by any means, electronic, mechanical, photocopying, recording or otherwise, without the prior written permission of the publisher or a licence permitting restricted copying in the United Kingdom issued by the Copyright Licensing Agency Ltd., 90 Tottenham Court Road, London W1T 4LP.

British Library Cataloguing in Publication Data
A catalogue record for this publication is available from the British Library

Written by Karina Law
Based on content by Sue Peet
Design and layout by Linda Miles, Lodestone Publishing
Illustrated by Graham Smith, Andy Tudor and Jenny Tulip
Cover design by Linda Miles
Cover illustration by Jenny Tulip
Packaged and project managed by White-Thomson Publishing Ltd
Printed and bound by Martins the Printers, Berwick Upon Tweed

Contents


How to use this book	2
a to z	4
Alphabet zoo	6
Alphabet actions	8
Alphabet picnic	10
Handwriting practice: the quick brown fox	12
Limericks	13
Sound words	14
Vowel sounds: ee/ea, ie/y/igh	16
Vowel sounds: oa/ow, oo/ue	17
Synonyms	18
Antonyms	19
Tongue twisters	20
Word endings: ing	22
Greetings!	24
Word endings: er, est	26
Compound words	28
Capital letters	30
Team supporters	31
Handwriting practice: 'How doth the little crocodile'	32



Handwriting practice: the quick brown fox

The sentence below contains all the letters of the alphabet.

Write the sentence three times in your best handwriting.



The quick brown fox jumps over the lazy dog.


Make up another sentence that contains all the letters of the alphabet.

Limericks

A limerick is a funny, five-line poem with a special rhythm.

Read and write.

*There was a young lady of Riga,
Who rode with a smile on a tiger;
They returned from the ride
With the lady inside,
And the smile on the face of the tiger.*



Anon

Read and write.


*There was an Old Man with a beard,
Who said, 'It is just as I feared!
Two Owls and a Hen,
Four Larks and a Wren,
Have all built their nests in my beard!'*

Edward Lear

Tongue twisters


Copy the tongue twister twice. Then practise reading it aloud.

Red lorry, yellow lorry. Red lorry, yellow lorry.



Copy the tongue twister twice. Then practise reading it aloud.

Hungry horses happily eating hay.




Copy the tongue twister twice. Then practise reading it aloud.

Peter Parrot pecked a painting pirate.



Copy the tongue twister twice. Then practise reading it aloud.

Frogs frantically flipping Frisbees.



Capital letters

Capital letters don't join to any other letter.

Trace and write. Start at the red dot.

A A B B C C

D D E E F F

G G H H I I

J J K K L L


M M N N O O

P P Q Q R R

S S T T U U

V V W W X X


Y Y Z Z




Team supporters

Write the team names on the scarves using capital letters.


REAL MADRID




LIVERPOOL




BARCELONA




MANCHESTER



ARSENAL



CHELSEA



Write the name of your favourite team here.

