



Unit objectives



Unit objectives

Children will:

- learn about different animals from around the world.
- ask and answer questions about what the animals can and can't do.
- talk about an animal they like.
- read about penguins and discover if they can or can't fly.
- practice saying words with the 'sh' sound.
- learn how and when to use the conjunction and
- write about what they can and can't do.
- make animal face masks.
- read about Tom, Ellie, Lina, Rafi and Marlon's adventures in different countries.

Heading?

Vocabulary: Animals: cheetah, fish, parrot, camel, monkey, kangaroo

Verbs: run, climb, swim, jump, walk, fly

Grammar: can/can't; short answers – Yes it can./No it can't.


Phonics: /sh/ sound as in fish

Reading: Can penguins fly?

Writing: conjunction *and*

Project: Making animal masks

Planet Story: see a family of cheetahs



Lesson 1

Lesson Objectives

Vocabulary: cheetah; Verbs: run, climb, swim, jump, walk

Grammar: It can

Materials: flashcard of cheetah to introduce new action verbs: run, climb, swim, jump, walk, fly



Warmer

- With books closed, show the children the flashcard of the cheetah. Ask them what animal they think it is and what colour it is. Ask students to name other big cats they know. Write them up on the board.
- Finally, write the word cheetah on the board and have the children repeat. Then ask the children to open their books and look at the photo of the cheetah.

1.21

1 Listen, point and say.

- Ask students to open their books and study the photo of the cheetah carefully. Ask questions about the cheetah – What colour is it? Where does it live? and give some background information about cheetahs.
- Then ask students to look at activity 1. Play the CD and have children listen. Play the CD again, and ask students to point to the characters/animals and repeat the words.



Fast facts about cheetahs

- the cheetah is the fastest land animal (it can run up to 113k.p.h)
- cheetahs can see very well, but it is hard to see them because their spots disguise them
- they live in open grassland and bushy areas in East and SE Africa, and the Middle East.
- Cheetahs are endangered – there are about 7,000 – 10,000
- Cheetahs don't roar – they purr!

For more facts go to <http://kids.nationalgeographic.com/kids/animals/creaturefeature/cheetah>

1.22

2 Listen and read.

- Write the verbs run, climb, swim, jump, and walk on the board. Ask the children to stand up and mime each one in turn and repeat the word.
- Ask them which actions they think a cheetah can do. Play the CD and have them listen and read along.
- Ask the children again if a cheetah can run, climb etc. Choose individual children to come out to the board and write a tick or a cross next to each verb. Then do the same for Freddy.

3 Read and act.

- Divide your class into two groups and choral drill the questions and answers. E.g. Have the first group ask Can it run? and the second group reply Yes, it can.
- Choose five children to come out to the front of the class with their books. Allocate roles and ask the children to act out the dialogue. Repeat with other groups.
- Ask the children to look at the Find Me feature and see if they can identify the panda. Encourage them to look through Unit 6 to try and find the picture of the panda. Ask students to raise their hand when they have found it and check together as a class. Ask the children what they think a panda can do.
Answer: The panda is on page XX



Cooler

- Play a chain game of questions and answers around the class about the cheetah.
E.g. Child 1: Can a cheetah run? Child 2: yes, it can.



Optional activities

- see the Games Bank on pxxx
- see pxxx of the Handwriting Book
- see the test on pxxx



Timing

- **Warmer:** 5 mins
- **SB activities:** 20 mins
- **Cooler:** 5 mins

Workbook

1 Match


Answers: 2 swim 3 walk 4 climb

2 Read. Look at the letters and complete.

Answers: 1 fly 2 walk 3 run 4 jump

3 Find me! Write.

Answer: panda



Lesson 2

Lesson Objectives

Listening Lesson 2

1 Fish
2 Cheetah
3 Parrot
4 Kangaroo

1 Listen and point. Then, say.

2 Listen and circle.

- 1 A fish can swim / walk.
- 2 A cheetah can run / fly.
- 3 A parrot can fly / swim.
- 4 A camel can climb / walk.
- 5 A monkey can fly / climb.
- 6 A kangaroo can fly / jump.

3 Sing along!

Run and jump, swim and fly,
Walk and climb, up so high,
Like a monkey, I can climb,
I can climb way up high.

Grammar Lesson 3

1 A frog can jump. A kangaroo can't fly.

2 Look, read and circle.

- 1 A fish can / can't climb. X
- 2 A parrot can / can't swim. X
- 3 A cheetah can / can't run. ✓
- 4 A camel can / can't walk. ✓
- 5 A monkey can / can't jump. ✓
- 6 A kangaroo can / can't fly. X

Notice!
can't = cannot

3 Your turn.
I can run and I can jump.
I can't fly and I can't swim.

Vocabulary: fish, parrot, camel, monkey, kangaroo: Verbs: swim, fly, walk, run, climb, jump

Grammar: can

Materials: animal flashcards to introduce animal vocabulary: fish, parrot, camel, monkey, kangaroo, cheetah; Piece of paper for each child

3 Sing along.

- Play the CD and ask the students to just listen to the song. Then play the CD again and ask them to stand up, mime the actions and sing along.

Workbook

1 Write the missing letters.

Answers: 2 fish, 3 kangaroo, 4 camel, 5 cheetah, 6 monkey

2 Read and circle.

Answers: 2 climb, 3 swim, 4 run, 5 walk, 6 fly

3 Complete the song about you! Draw.

Answers: Students' own answers.

Cooler

- Play a True/False game with the children. Give each child a piece of paper (or have them write at the back of their notebooks) and ask them to write True on one side and false on the other.
- Call out sentences about animals e.g. A fish can jump, while the children hold up their True or False answer.

Teaching tip

- Encourage more able children make up other sentences about animals while other children say if they are true or false.

Optional activities

- see the Games Bank on pxxx
- see pxxx of the Handwriting Book
- see the test on pxxx

Timing

- Warmer: 5 mins
- Students Book: 20 mins
- Cooler: 5 mins



Lesson 3

Lesson Objectives

Listening Lesson 3

1 Frog
2 Cheetah
3 Kangaroo
4 Camel
5 Monkey

1 Listen, point and say.

A frog can jump. A kangaroo can't fly.

2 Look, read and circle.

- 1 A fish can / can't climb. X
- 2 A parrot can / can't swim. X
- 3 A cheetah can / can't run. ✓
- 4 A camel can / can't walk. ✓
- 5 A monkey can / can't jump. ✓
- 6 A kangaroo can / can't fly. X

3 Your turn.
I can run and I can jump.
I can't fly and I can't swim.

Grammar Lesson 3

1 A frog can jump. A kangaroo can't fly.

2 Look, read and circle.

- 1 A fish can / can't climb. X
- 2 A parrot can / can't swim. X
- 3 A cheetah can / can't run. ✓
- 4 A camel can / can't walk. ✓
- 5 A monkey can / can't jump. ✓
- 6 A kangaroo can / can't fly. X

Notice!
can't = cannot

3 Your turn.
I can run and I can jump.
I can't fly and I can't swim.

Vocabulary: fish, parrot, camel, monkey, kangaroo, cheetah;

Verbs: swim, fly, walk, run, climb, jump

Grammar: can/ can't

Materials: animal flashcards from lesson 2 to introduce animal abilities

Warmer

- Revise the names of the animals using the animal flashcards. Play a simple guessing game. Ask the students to guess each card e.g. Is it a cheetah? Is it a camel? Hand out the flashcard to the child that guesses correctly.
- Introduce can't by asking questions about each flashcard e.g. Can a camel fly? Write can't on the board. Do lots of oral practice with can and can't. Avoid short answers at this stage.

1.21 1 Listen and point, then say.

- Play the CD and ask students to listen, point to the words and repeat
- Ask the students to look at the Notice feature. Write the words can't and cannot on the board and explain the short and long forms. Drill the words and emphasise the different vowel sounds...

1.21 2 Look, read and circle.

- Write the example on the board and point to the cross. Ask a child to come to the board and circle the word can't.
- Then ask the students to work individually to read the sentences and circle the correct word. Check answers with the whole class. **Answers:** 2 can't 3 can 4 can 5 can 6 can't



Teaching tip

- Encourage fast finishers to make up an extra question following the example in activity 2. Give out strips of paper and ask them to write a question for the class. When all the students have finished collect any strips of paper and read them out for the class to answer..

3 Your turn.

- Write all the verbs up on the board and practise can and can't. Point to a verb e.g. run and then point to different children. Have them say if they can do it.
- Ask the children to work in pairs and tell their friend what they can and can't do. Point to the example pictures in the SB.
- Finally choose individual children to stand up and say what they can and can't do. **Answers:** 2 can't 3 can 4 can 5 can 6 can't

Workbook

1 Look and circle.

Answers: 2 can't, can 3 can, can 4 can, can't

2 Read and correct the sentences.

Answers: 2 can't 3 can't 4 can

3 Choose two animals. Write sentences.

Students' own answers.

Cooler

- Play an action game with the verbs. Ask the students to stand up. Call out sentences e.g. I can swim, I can run and tell the children to mime the actions. When you call out a negative sentence e.g. I can't run, have the children sit down. Any child who does the action when the sentence is negative is out.

Optional activities

- see the Games Bank on pxxx
- see pxxx of the Handwriting Book
- see the test on pxxx

Timing

- Warmer: 10 mins
- Student Book: 15 mins
- Cooler: 5 mins

Unit 6

I can jump

Unit Introduction

Lesson 1


1 Match



2



3



4



- ~~run~~
- swim
- walk
- climb

.....run.....

2 Read. Look at the letters and complete.



Wow, a beautiful owl.

Can itfly..... (yfl)? Yes, it can. Look.

Can it (klwa)? Yes, it can.

Can it (nur)? No, it can't.

Can it (mpju)? No, it can't.



3 Find me! Write.

I'm a I can't fly!

Lesson 2

1 Write the missing letters.



1 parrot



2 f_sh



3 c_m_l



4 k_ng_r_ _

2 Read and circle.

1 A kangaroo can swim / jump.

2 A monkey can climb / fly.

3 A fish can swim / walk.

4 A cheetah can run / fly.

5 A camel can climb / walk.

6 A parrot can swim / fly.

- climb
- run
- jump
- fly
- swim
- walk



5 ch__t_h



6 m_nk_y

3 Complete the song about you! Draw.

Run and jump, swim and fly,
Walk and climb, up so high,
Like a monkey, I can climb.
I can climb way up high.
Look at me! Look at me!




I can I can



Lesson 3

1 Look and circle.



2 Read and correct the sentences.

- 1 A kangaroo ~~can~~ fly. can't
- 2 A fish can walk.
- 3 A camel can jump.
- 4 A frog can't jump.



3 Choose two animals. Write sentences.

Animal 1

A can

A can't

Animal 2

A can

A can't

Lesson 4

1 Complete the questions and answers.


- 1 Can a monkey climb? Yes, it can.
- 2 a cheetah run? Yes, it
- 3 a camel swim? No, it
- 4 a frog fly? No, it
- 5 a kangaroo jump? Yes, it
- 6 a bear fly? No, it

2 Write the words in the correct order to make sentences.



1 a / jump / kangaroo / Can / ?
Can a Kangaroo jump?

2 frog / Can / swim / a / ?
.....



3 Can / fly / parrot / a / ?
.....

4 you / Can / fly / ?
.....

3 Now answer the questions from Activity 2.

- 1 Yes, it can
- 2
- 3
- 4

Draw you!



Lesson 5

Planet Phonics

sh

1 Trace and say.



shell



shoe



ship




shop



shark


2 Circle sh. Say.



A fish in a dish.



The shop is shut.



Six shapes.



A shark in a shirt.

3 Say the sentences.



1 Sheena can see a fish.



2 Sheena can see a ship.



3 Sheena can see a shark.

Lesson 6



This is a tiger.

It has got four legs and a long tail.
It has got stripes. the fur is orange.
The stripes are black.
Tigers can't fly. Tigers can climb.
Tigers can walk, run and jump.
Look! Tigers can swim too.

This is a puffin.

A puffin is black and white.
It has got a beak. The beak has got stripes. The stripes are black and red.
A puffin has got flippers. A puffin can swim and fly. It can walk and run. It can't jump or climb.

1 Look at the pictures and read.

Tick the things that each animal can do.

	A tiger can...	A puffin can...
run	<input checked="" type="checkbox"/>	<input checked="" type="checkbox"/>
jump	<input type="checkbox"/>	<input type="checkbox"/>
fly	<input type="checkbox"/>	<input type="checkbox"/>
walk	<input type="checkbox"/>	<input type="checkbox"/>
climb	<input type="checkbox"/>	<input type="checkbox"/>
swim	<input type="checkbox"/>	<input type="checkbox"/>

2 Read again. Answer the questions.

- Can a tiger swim? *Yes, it can.*
- Can a tiger fly?
- Can a puffin swim?
- Can a puffin jump?



Lesson 7

Notice!

I can walk I can run
I can walk **and** I can run

1 Look and write.

A frog can jump.

A frog can swim.

A frog can jump and swim.

A cheetah can


A cheetah can

A cheetah can

A puffin can

A puffin can

A puffin can



2 Complete the conversation.

Can a cheetah run?

Yes, it

..... it climb?

Yes, it can.
It can run climb.

Can it fly?

No, it

Planet Project

Lesson 8

1 Draw a picture of your mask. Colour it.



2 Write about your animal. Choose some words from each box to help you


panda zebra kangaroo frog parrot	wings legs tail beak	jump run fly swim walk climb
--	-------------------------------	---

This is my

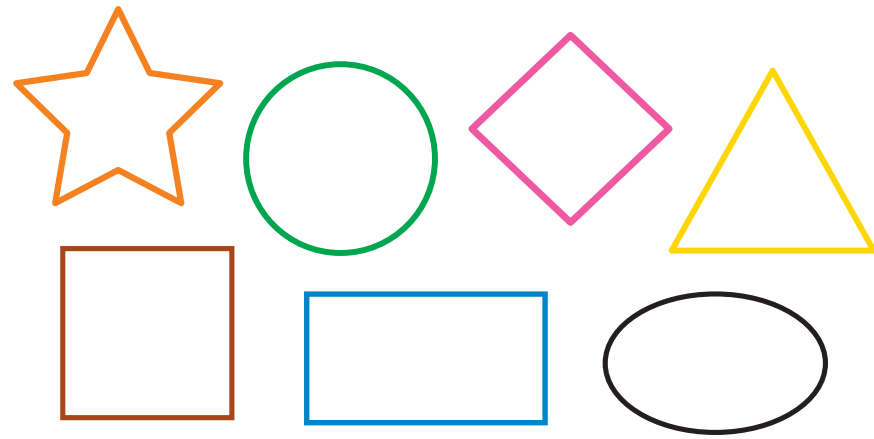
It's got

It can and

It can't



Planet Maths



1 Read and colour.

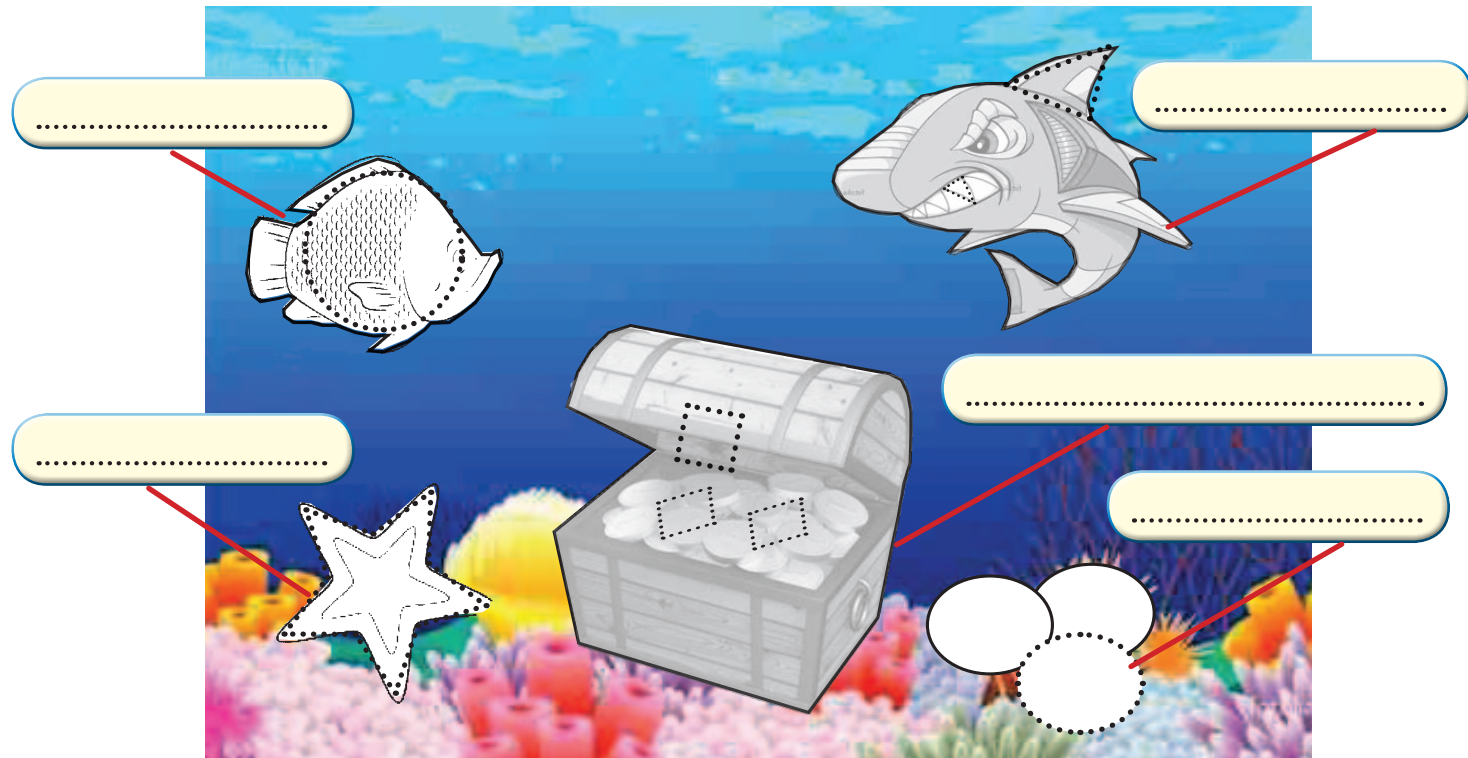
- 1 Colour the star orange.
- 2 Colour the circle green.
- 3 Colour the diamond red.
- 4 Colour the triangle yellow.
- 5 Colour the square brown

- 6 Colour the rectangle blue
- 7 Colour the oval black

2 Continue the patterns.




3 Trace and label the shapes. Then colour the picture.



Planet review of what I can do!

1 Draw a picture and write.



This is

.....

is my

.....

has got

2 Write two things a panda can do.

A panda can

It can

3 Now write two things a panda can't do.

A panda can't

It can't



4 Your turn! Write what you can and can't do.

.....

I can name my family.

I can describe my family.

I can say what animals can and can't do.

I can say what I can and can't do.



Well done!

Give yourself a sticker